



MX 80P

**WALLENSTEIN**



COMPACT MANURE SPREADERS

PTO DRIVE  
GROUND DRIVE



## A STABLE INVESTMENT.

Wallenstein compact manure spreaders let you quickly take care of business so you can get back to the fun part of owning horses. Choose from various models to best fit your tractor and stable.



MX 80P

# BETTER CONTROL, BETTER RESULTS

TURNING WASTE INTO A VALUABLE RESOURCE THAT IS EASY TO MANAGE

Healthy fields and pastures are the result of careful and proven practices that give your horses healthy grasses to eat season after season. Fertilization plays a critical part in maintaining strong plant roots promoting quick growth and durability against drought. The manure produced by horses and livestock is an excellent resource that gives nutrients back to the soil. With a little extra care and precision, using manure as fertilizer pays dividends to estate owners looking to turn seemingly waste into a cost effective pasture program, giving your horses and animals better grass for grazing or baling.



A fine spread speeds nutrients to the soil preventing dead spots while maintaining your pasture's pristine appearance.



## LOAD AND GO

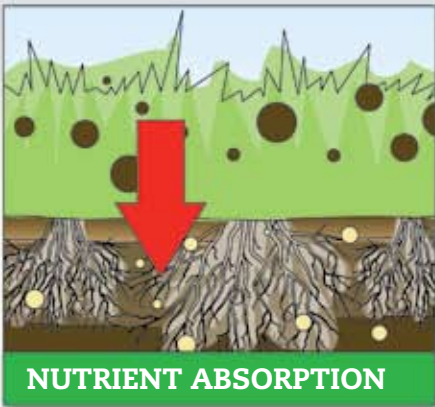
Wallenstein MX Spreaders are built ready. Easy operation means just load and go.

## A FINER SPREAD...

- Accelerates pasture recovery, making it usable for grazing sooner.
- Maintains pasture appearance by blending in with the grass.
- Provides even coverage - no clumping, no missed spots.
- Dries faster, reducing odor.



## INTEGRATION & GROWTH



**NUTRIENT ABSORPTION**



**STRONG GROWTH**

Manure is full of nutrients that help plants and grasses thrive when controlled properly. Nutrients are absorbed into the soil, reaching plant roots and boosting growth while strengthening the root system.

## EASY TO MANAGE & COST EFFECTIVE



Using manure as fertilizer reduces your removal costs, including container bin rental and shipping. From stall to pasture, manure is part of an ongoing cycle of healthy growth.


## BOOST YOUR GARDEN'S YIELD

COMPACT ENOUGH FOR YOUR LARGE GARDEN

### A BEAUTIFUL RESOURCE

Turn piles of manure into a valuable resource for your garden. Increase the yields of your garden by enriching the soil. Returning nutrients to the soil after a growing season revitalizes the land and prepares it for another year.





# FINELY TUNED FOR FINE RESULTS

GIVING YOU CONTROL FOR PRECISE HANDLING AND SPREADING



- Frame mounted Beater supports

- Reinforced Axle mounts

- Box and drive mounts

- Jack stand for level storage  
opt. MX 25  
std. MX 50 & 80

- Tongue load shared by frame

## BUILT FOR MATERIAL HANDLING

HEAVY DUTY, LONG-LASTING CONSTRUCTION

### CHASSIS/FRAME

Heavy loads, rough terrain and towing forces are easily managed with the strength and support of the MX spreader's frame. The trailer tongue, axle assembly and beaters rely on the rigidity of the frame which prevents the box from premature wearing and cracking.



### HEAVY DUTY BEARINGS

Heavy duty bearings are standard for smooth operation and longer life reducing wear and tear.

**MADE TO LAST**

**POWDER COATED PAINT**

Powder coated paint provides extra strength and durability against the highly corrosive nature of manure.

**POLY FLOOR BOARDS**

Tongue-and-groove poly floor boards will not rust or rot, and are easy to clean.



**OPTIONAL ENDGATE**

The optional endgate is the ultimate way to control delivery. Close the endgate to eliminate spills during filling or on the way from stable to pasture. The endgate manually opens transforming the spreader to a fully functional utility holding trailer for all of your yard needs.

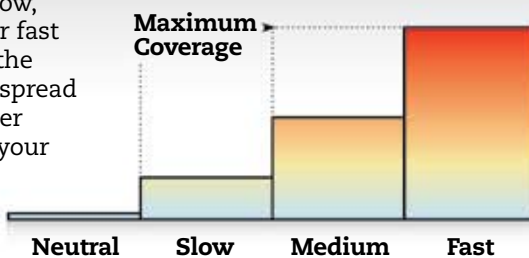
**DESIGNED TO IMPROVE SPREADING**



**APRON CHAIN SPEED ADJUST**

Neutral, slow, medium or fast gives you the control to spread in a manner that suits your acreage.

**Beater Speed**



Shown with shields removed



**BEATER PADDLES**

The right paddle design gives the MX Series spreaders the advantage for a finer spread, greatly reducing the delivery of large clumps with the dual ability to rip and shred evenly.



**APRON CHAIN TENSIONER**

The apron chain tensioner keeps the required tension on the apron chain with this easily accessible adjustment, extending the system's lifecycle.



**OPTIONAL FINES PAN**

The optional fines pan is a great way to ensure larger chunks remain exposed to the beaters longer, breaking them into fine components.



MX 50G

## HITCH & GO - GROUND DRIVE

FOR VEHICLES WITHOUT PTO CAPABILITIES



### MX 25G

- 25 Bushel Capacity (31 cu.ft.)
- Ground Drive
- 6 x 12/5 Tires/Bolts
- 8 Paddles
- **510 Lbs.** Total Weight W/Tires
- **34 Lbs.** Tongue Weight
- Box Dim. (LxWxH) 72" x 26" x 15"
- Dim. (LxWxH) 117" x 48" x 29"



### MX 50G

- 50 Bushel Capacity (62 cu.ft.)
- Ground Drive
- 7.6 x 15/5 Tires/Bolts
- 10 Paddles
- **795 Lbs.** Total Weight W/Tires
- **50 Lbs.** Tongue Weight
- Box Dim. (LxWxH) 89" x 32" x 17"
- Dim. (LxWxH) 156" x 57" x 35.5"



### MX 80G

- 80 Bushel Capacity (100 cu.ft.)
- Ground Drive
- 7.6 x 15/5 Tires/Bolts
- 10 Paddles
- **920 Lbs.** Total Weight W/Tires
- **56 Lbs.** Tongue Weight
- Box Dim. (LxWxH) 102" x 38" x 20"
- Dim. (LxWxH) 168" x 63" x 37"



**GROUND DRIVE MX**  
 Manure Spreaders offer simplicity and reliability for applications where a PTO doesn't exist. Offering a full size range, MX ground drive units can be used with vehicles such as: ATV's, UTV's or even lawn tractors. Traction implement tires are standard on GROUND DRIVE units to ensure the torque is there for a fine, consistent spread.



MX 80P

## PTO POWER & PERFORMANCE - PTO DRIVE

FOR TRACTORS WITH PTO POWER



### MX 50P

- 50 Bushel Capacity (62 cu.ft.)
- PTO Drive
- 7.6 x 15/5 Tires/Bolts
- 10 Paddles
- 795 Lbs. Total Weight W/Tires
- 50 Lbs. Tongue Weight
- Box Dim. (LxWxH) 89" x 32" x 17"
- Dim. (LxWxH) 156" x 57" x 35.5"



### MX 80P

- 80 Bushel Capacity (100 cu.ft.)
- PTO Drive
- 7.6 x 15/5 Tires/Bolts
- 10 Paddles
- 920 Lbs. Total Weight W/Tires
- 56 Lbs. Tongue Weight
- Box Dim. (LxWxH) 102" x 38" x 20"
- Dim. (LxWxH) 168" x 63" x 37"



PTO DRIVE MX Manure Spreaders offer increased power and spreading consistency combined with ease of use. PTO DRIVE model's harness the power of your tractor to deliver capacities of 50 and 80 bushels to your field. Connected by belt and pulley, the driveshaft and gear box deliver efficient power to the beaters.





# WALLENSTEIN

CHIPPERS / SHREDDERS  
WINCHES  
SPLITTERS  
LOG TRAILERS  
COMPACT BACKHOES



**AUTHORIZED DEALER:**

**WALLENSTEIN**

Manufactured by EMB MFG Inc.  
1-877-695-9283 Tel: (519) 699-9283 Fax: (519) 699-4146  
4144 Boomer Line, St. Clements, ON NOB 2M0 Email: sales@embmfg.com  
[www.embmfg.com](http://www.embmfg.com)

PART# Z96329

Information and products subject to change without notice.

EEC10293-SV1-01  
PRINTED IN CANADA